

Student Financial Aid 2025-26

Institution: Polytechnic University of Puerto Rico-Orlando (456490)

User ID: 88G6411

Overview

IPEDS Student Financial Aid Component Overview

Welcome to the Student Financial Aid (SFA) survey component. The purpose of the SFA component is to collect information about financial aid provided to various groups of undergraduate students and military/veteran educational benefits for all students at your institution.

Data Reporting Reminders:

- Report data to accurately reflect the period(s) corresponding with the IPEDS survey component requested, even if such reporting seems inconsistent with prior-year reporting.
- Undergraduate Student Counts

You will be asked to report information for:

- All undergraduate students
 - Degree/certificate-seeking undergraduate students
 - Full-time, first-time degree/certificate-seeking undergraduate students (FTFT)
 - Non-degree/non-certificate-seeking undergraduate students

- Interactive Edits and Error Messages

The SFA survey component contains interactive edits to check for blank fields, invalid values, or values outside expected ranges. Some error messages require you to confirm or explain the values entered whereas other error messages are fatal and require you to contact the IPEDS Help Desk at (877) 225-2568 for resolution.

- Context Boxes

You will find optional text boxes throughout the SFA survey component. These text boxes allow you to provide more information or context about the data entered. Some context boxes may be made available to the public on College Navigator, so make sure the information you enter can be understood easily by students, parents, and the public.

Changes to reporting:

The following changes were implemented for the 2025-26 data collection period:

- Changed Section 1 of the SFA Survey to collect the same student counts and aid amounts for categories and sub-categories of undergraduate students.
 - What was previously Part B, which included all undergraduates, all degree/certificate-seeking undergraduates, and all non-degree/non-certificate-seeking undergraduates has been split into 3 parts – Part B (All undergraduates), Part C (All degree/certificate-seeking undergraduates), and Part D (All non-degree/non-certificate-seeking undergraduates)
 - Additional aid types have been added for these categories to align with data collected for FTFT non-degree/non-certificate-seeking undergraduates
 - What was previously Part C is now Part E, which includes all First-time, full-time degree/certificate-seeking undergraduates
 - Additional aid types have been added for these categories to align with data collected for the other student categories in Parts B-D
- Clarified instructions that institutions need to include Iraq and Afghanistan Service Grant (IASG) awards in Federal Pell Grant student counts and award amounts reported to IPEDS due to a change mandated under the Fostering Undergraduate Talent by Unlocking Resources (FUTURE) Act.
- Clarified what benefits need to be included in Section 2 of the survey component
 - Institutions should report Department of Veteran Affairs' Post-9/11 GI Bill tuition and fee, books and supplies, and housing benefits disbursed known to the institution in Section 2 of the SFA Survey.
- Clarified that institutions need to report the federal share of Department of Veteran Affairs' Yellow Ribbon benefits disbursed known to the institution in Section 2 of the SFA Survey.
- Revised FAQs and made other minor edits for clarity.

Resources:

- To download the survey materials for this component: [Survey Materials](#)
- To access your prior year data submission for this component: [Reported Data](#)

If you have questions about completing this survey, please contact the IPEDS Help Desk at 1-877-225-2568.

Section 1 - Student Financial Aid - Undergraduate Students Part A - Establish Your Student Counts

Part A - Establish Your Student Counts

Instructions:

In the fields below, report student counts for the reporting period requested for each student category and financial aid type.

Reporting period loaded based on reporter type: Academic Reporter (AR) OR Program Reporter (PR).

Section 1 is applicable to institutions offering undergraduate programs, as determined by the following items in Institutional Characteristics (IC):

- Q3, award level = 1a, 1b, 2, 3, 4, 5, and 6; or
- Q5, Undergraduate (undergraduate or occupational programs), full-time or part-time = Yes; or
- First-time degree/certificate seeking undergraduate, Full-time or Part-time = Yes.

Reporting Reminders:

- Part A establishes student counts.
- The numbers on this screen are carried forward to other parts of the Student Financial Aid Survey component and checked for consistency with data reported in other survey components.

STUDENT COUNTS		YOUR CURRENT YEAR DATA	YOUR PRIOR YEAR DATA
		Fall 2024	Fall 2023
02	i All undergraduate students	<input type="text" value="96"/>	102
03	All degree/certificate-seeking undergraduate students Of those on line 02, those who are degree/certificate-seeking	<input type="text" value="96"/>	102
04	Of those on line 02, those who are non-degree/non-certificate-seeking (Line 02 – Line 03)	0	0
05	All full-time, first-time degree certificate-seeking undergraduate students Of those on line 03, those who are full-time, first-time	<input type="text" value="6"/>	8
06	Of those on line 05, those awarded any: <ul style="list-style-type: none"> • <u>Federal Work Study</u>, • <u>Loans to students</u>, • Grant or scholarship aid from the federal government, state/local government, the institution, or • Other sources known to the institution 	<input type="text" value="4"/>	6
07	Of those on line 05, those awarded any: <ul style="list-style-type: none"> • <u>loans to students</u> or • Grant or scholarship aid from the federal government, state/local government, or the institution 	<input type="text" value="4"/>	6

Section 1 - Student Financial Aid - Part B - All undergraduate students

Part B - Enter Student Counts and Financial Aid Award Amounts

Instructions:

In the fields below, report student counts and the total financial aid amount awarded for each student category and financial aid type for the reporting period requested. Enter unduplicated student counts within each aid type (e.g., Federal Pell Grants). However, a student can appear in more than one financial aid program group.

Reporting Reminders:

- Reported values must be consistent with the Information from Part A carried forward to this screen.
- Report students awarded Federal Pell Grant enrolled in post-baccalaureate teacher certification or licensure programs, or courses required by a state to obtain certification to teach the state as undergraduate students.
- Report all other students, including students with intellectual disabilities enrolled in a U.S. Department of Education approved comprehensive transition and postsecondary (CTP) program, at the degree/certificate program level assigned by the institution.
- If students are not admitted and enrolled as degree/certificate seeking taking prerequisites (preparatory courses) offered as part of a Title IV eligible program to satisfy entrance requirements for a Title IV eligible program at your institution or another institution, report them as non-degree/non-certificate seeking undergraduates.


For this part, report:

For These Students	The Following Type(s) of Aid	Awarded in This Period
<ul style="list-style-type: none"> • All undergraduate students enrolled in Fall 2024 for the 2024-25 academic year as defined by the institution 	<ul style="list-style-type: none"> • Grant or scholarship aid from: <ul style="list-style-type: none"> ◦ federal government ◦ state/local government ◦ the institution • Loans to students from: <ul style="list-style-type: none"> ◦ the federal government ◦ other sources, including private or other loans • Do not include: <ul style="list-style-type: none"> ◦ PLUS loans or loans made to anyone other than the student 	<ul style="list-style-type: none"> • Any time during academic year 2024-25
Information from Part A		Fall 2024
All undergraduate students (This number is carried forward from Part A, Line 02.)		96

In the fields below, report the student counts and the total amount of aid awarded for each aid type and student category.

Aid Type		All undergraduate students from Part A, Line 02				
		CURRENT YEAR DATA				YOUR PRIOR YEAR DATA
		Fall 2024				Fall 2023
		Number of undergraduate students awarded aid	Percentage of undergraduate students awarded aid	Total aid amount awarded to undergraduate students	Average aid amount awarded to undergraduate students	Average aid amount awarded to undergraduate students
		Col. 1	Col. 2	Col. 3	Col. 4	Col. 5
01	Grant or scholarship aid from the federal government, state/local government, the institution, and other sources known to the institution (Do NOT include student loans)	<input type="text" value="58"/>	60	<input type="text" value="263,032"/>	<input type="text" value="4,535"/>	<input type="text" value="3,163"/>
01a	Grants or scholarships from the federal government, state/local government, or the institution (Do NOT include student loans)	<input type="text" value="58"/>	60	<input type="text" value="240,532"/>	<input type="text" value="4,147"/>	
01b	Grant or scholarship aid from other sources known to the institution (Do NOT include student loans)	<input type="text" value="2"/>	2	<input type="text" value="22,500"/>	<input type="text" value="11,250"/>	
02	<u>Federal grants</u> and scholarship aid	<input type="text" value="58"/>	60	<input type="text" value="237,074"/>	<input type="text" value="4,087"/>	
02a	Federal <u>Pell Grants</u>	<input type="text" value="58"/>	60	<input type="text" value="235,074"/>	<input type="text" value="4,053"/>	<input type="text" value="3,647"/>
02b	<u>Other federal grants</u> and scholarship aid	<input type="text" value="3"/>	3	<input type="text" value="2,000"/>	<input type="text" value="667"/>	
03	<u>State/local government grant</u> or <u>scholarship</u> aid (includes <u>fellowships</u> , <u>waivers</u> , and <u>employee exemptions</u>)	<input type="text" value=""/>	0	<input type="text" value=""/>		

04	<u>Institutional grant</u> or <u>scholarship</u> aid (includes fellowships, waivers, and employee exemptions)	<input type="text" value="0"/>	0	<input type="text"/>		
05	<u>Loans to students</u>	<input type="text" value="60"/>	63	409,432	6,824	
05a	Federal loans to students	<input type="text" value="60"/>	63	<input type="text" value="409,432"/>	6,824	7,870
05b	Other loans to students (including private loans)	<input type="text"/>	0	<input type="text"/>		

 You may use the box below to provide additional context for the data you have reported above. Context notes will be posted on the College Navigator website. Therefore, you should write all context notes using proper grammar (e.g., complete sentences with punctuation) and common language that can be easily understood by students and parents (e.g., spell out acronyms).

Non-applicable ▼

Section 1 - Student Financial Aid - Part C - All degree/certificate-seeking undergraduate students

Part C - Enter Student Counts and Financial Aid Award Amounts

Instructions:

In the fields below, report student counts and the total financial aid amount awarded for each student category and financial aid type for the reporting period requested. Enter unduplicated student counts within each aid type (e.g., Federal Pell Grants). However, a student can appear in more than one financial aid program group.

Reporting Reminders:

- Reported values must be consistent with the Information from Part A carried forward to this screen.
- Report students awarded Federal Pell Grant enrolled in post-baccalaureate teacher certification or licensure programs, or courses required by a state to obtain certification to teach the state as undergraduate students.
- Report all other students, including students with intellectual disabilities enrolled in a U.S. Department of Education approved comprehensive transition and postsecondary (CTP) program, at the degree/certificate program level assigned by the institution.
- If students are not admitted and enrolled as degree/certificate seeking taking prerequisites (preparatory courses) offered as part of a Title IV eligible program to satisfy entrance requirements for a Title IV eligible program at your institution or another institution, report them as non-degree/non-certificate seeking undergraduates.


For this part, report:

For These Students	The Following Type(s) of Aid	Awarded in This Period
<ul style="list-style-type: none"> • All degree/certificate-seeking undergraduate students enrolled in Fall 2024 for the 2024-25 academic year as defined by the institution 	<ul style="list-style-type: none"> • Grant or scholarship aid from: <ul style="list-style-type: none"> ◦ federal government ◦ state/local government ◦ the institution • Loans to students from: <ul style="list-style-type: none"> ◦ the federal government ◦ other sources, including private or other loans • Do not include: <ul style="list-style-type: none"> ◦ PLUS loans or loans made to anyone other than the student 	<ul style="list-style-type: none"> • Any time during academic year 2024-25
Information from Part A		Fall 2024
All degree/certificate-seeking undergraduate students (This number is carried forward from Part A, Line 03.)		96

In the fields below, report the student counts and the total amount of aid awarded for each aid type and student category.

Aid Type		All degree/certificate-seeking undergraduate students from Part A, Line 03				
		CURRENT YEAR DATA				YOUR PRIOR YEAR DATA
		Fall 2024				Fall 2023
		Number of undergraduate students awarded aid	Percentage of undergraduate students awarded aid	Total aid amount awarded to undergraduate students	Average aid amount awarded to undergraduate students	Average aid amount awarded to undergraduate students
		Col. 1	Col. 2	Col. 3	Col. 4	Col. 5
01	Grant or scholarship aid from the federal government, state/local government, the institution, and other sources known to the institution (Do NOT include student loans)	<input type="text" value="58"/>	60	<input type="text" value="263,032"/>	<input type="text" value="4,535"/>	<input type="text" value="3,163"/>
01a	Grants or scholarships from the federal government, state/local government, or the institution (Do NOT include student loans)	<input type="text" value="58"/>	60	<input type="text" value="240,532"/>	<input type="text" value="4,147"/>	
01b	Grant or scholarship aid from other sources known to the institution (Do NOT include student loans)	<input type="text" value="2"/>	2	<input type="text" value="22,500"/>	<input type="text" value="11,250"/>	
02	<u>Federal grants</u> and scholarship aid	<input type="text" value="58"/>	60	<input type="text" value="237,074"/>	<input type="text" value="4,087"/>	
02a	Federal <u>Pell Grants</u>	<input type="text" value="58"/>	60	<input type="text" value="235,074"/>	<input type="text" value="4,053"/>	<input type="text" value="3,647"/>
02b	<u>Other federal grants</u> and scholarship aid	<input type="text" value="3"/>	3	<input type="text" value="2,000"/>	<input type="text" value="667"/>	
03	<u>State/local government grant</u> or <u>scholarship</u> aid (includes <u>fellowships</u> , <u>waivers</u> , and <u>employee exemptions</u>)	<input type="text" value=""/>	0	<input type="text" value=""/>		

04	<u>Institutional grant</u> or <u>scholarship</u> aid (includes fellowships, waivers, and employee exemptions)	<input type="text" value="0"/>	0	<input type="text"/>		
05	<u>Loans to students</u>	<input type="text" value="60"/>	63	409,432	6,824	
05a	Federal loans to students	<input type="text" value="60"/>	63	<input type="text" value="409,432"/>	6,824	7,870
05b	Other loans to students (including private loans)	<input type="text"/>	0	<input type="text"/>		

 You may use the box below to provide additional context for the data you have reported above. Context notes will be posted on the College Navigator website. Therefore, you should write all context notes using proper grammar (e.g., complete sentences with punctuation) and common language that can be easily understood by students and parents (e.g., spell out acronyms).

Section 1 - Student Financial Aid - Part E - Full-time, First-time Undergraduate Students

Part E - Enter Information about full-time, first-time degree/certificate-seeking undergraduate students.

Instructions:

In the fields below, report student counts and the total financial aid amount awarded for full-time, first-time degree/certificate seeking undergraduates only for each financial aid type. Enter unduplicated student counts within each aid category (e.g., Federal Pell Grants). However, a student can appear in more than one financial aid program group.

Reporting Reminders:

- Reported values must be consistent with the Information from Part A carried forward to this screen.
- Report all other students, including students with intellectual disabilities enrolled in a U.S. Department of Education approved comprehensive transition and postsecondary (CTP) program, at the degree/certificate program level assigned by the institution.


For this part, report:

For These Students	The Following Type(s) of Aid	Awarded in This Period
<ul style="list-style-type: none"> • Full-time, first-time degree/certificate-seeking undergraduate students enrolled in Fall 2024 for the 2024-25 academic year as defined by the institution 	<ul style="list-style-type: none"> • Grant or scholarship aid from: <ul style="list-style-type: none"> ◦ federal government ◦ state/local government ◦ the institution • Loans to students from: <ul style="list-style-type: none"> ◦ the federal government ◦ other sources, including private or other loans • Do not include: <ul style="list-style-type: none"> ◦ PLUS loans or loans made to anyone other than the student 	<ul style="list-style-type: none"> • Any time during academic year 2024-25

Information from Part A	Fall 2024
Full-time, first-time degree/certificate-seeking undergraduate students (This number is carried forward from Part A, Line 05)	6
(This number is carried forward from Part A, Line 06) <ul style="list-style-type: none"> • Full-time, first-time degree/certificate-seeking undergraduate students awarded: <ul style="list-style-type: none"> ◦ Federal Work Study ◦ Loans to students ◦ Grant or scholarship aid from the federal government, state/local government, or the institution ◦ Other sources known to the institution 	4
(This number is carried forward from Part A, Line 07) <ul style="list-style-type: none"> • Full-time, first-time degree/certificate-seeking undergraduate students awarded: <ul style="list-style-type: none"> ◦ Loans to students ◦ Grant or scholarship aid from the federal government, state/local government, or the institution 	4

Aid Type		Full-time, first-time undergraduate students from Part A, Line 05				
		CURRENT YEAR DATA				YOUR PRIOR YEAR DATA
		2024-25				2023-24
		Number of FTFT students awarded aid	Percentage of FTFT students awarded aid	Total amount of aid awarded to FTFT students	Average amount of aid awarded to FTFT students	Average amount of aid awarded to FTFT students
		Col. 1	Col. 2	Col. 3	Col. 4	Col. 5
01	Grant or scholarship aid from the federal government, state/local government, the institution, and other sources known to the institution (Do NOT include student loans)	<input type="text" value="4"/>	67	22,660	5,665	
01a	Grants or scholarships from the federal government, state/local government, or the institution (Do NOT include student loans)	<input type="text" value="4"/>	67	<input type="text" value="22,660"/>	5,665	6,434
01b	Grant or scholarship aid from other sources known to the institution (Do NOT include student loans)	<input type="text" value=""/>	0	<input type="text" value=""/>		
02	<u>Federal grants</u> and scholarship aid	<input type="text" value="4"/>	67	22,660	5,665	5,959
02a	Federal <u>Pell Grants</u>	<input type="text" value="4"/>	67	<input type="text" value="22,160"/>	5,540	5,959
02b	<u>Other federal grants</u> and scholarship aid	<input type="text" value="1"/>	17	<input type="text" value="500"/>	500	

03	<u>State/local government grant</u> or <u>scholarship aid</u> (includes <u>fellowships</u> , waivers, and employee exemptions)		<input type="text" value="0"/>	0	<input type="text"/>		949
04	<u>Institutional grant</u> or <u>scholarship aid</u> (includes <u>fellowships</u> , waivers, and employee exemptions)		<input checked="" type="checkbox"/>	<input type="text" value="0"/>	0	<input type="text"/>	
05	<u>Loans to students</u>		<input type="text" value="2"/>	33	9,731	4,866	5,500
	05a	Federal loans to students	<input type="text" value="2"/>	33	<input type="text" value="9,731"/>	4,866	5,500
	05b	Other loans to students (including private loans)	<input type="text"/>	0	<input type="text"/>		

 You may use the box below to provide additional context for the data you have reported above. Context notes will be posted on the College Navigator website. Therefore, you should write all context notes using proper grammar (e.g., complete sentences with punctuation) and common language that can be easily understood by students and parents (e.g., spell out acronyms).

Non-applicable ▼

Section 1 - Comparison Chart

Summary Data by Student Category and Financial Aid Type

Instructions:

- The SFA Comparison Chart provides a summary of the data reported in Section 1 of the survey. Summary data is based on the preloaded data and information reported on the previous screens in this section for all undergraduate students and full-time, first-time degree/certificate-seeking undergraduate students.
 - Values displayed for All undergraduate students, All degree/certificate seeking undergraduate students, and All non-degree/non-certificate seeking undergraduate students should match the values reported in Section 1, Part B;
 - Values displayed for Full-time, First-time degree/certificate seeking undergraduate students should match the values reported in Section 1, Part C; and
 - NCES calculated values for the student count and total amount of aid awarded for All other degree/certificate seeking undergraduate students should be the difference between the values reported for All undergraduate students and Full-time, first-time degree/certificate seeking undergraduate students.
- If values displayed do not match your institution's calculations, please correct the numbers reported before moving forward to complete Section 2 of the SFA Survey.
- Data for all degree/certificate seeking undergraduate students and full-time, first-time degree/certificate undergraduate students are published on College Navigator.

Note:

- Data for the 'all other degree/certificate undergraduate' students and all non-degree/non-certificate undergraduate students will appear in the IPEDS Data Center for data users, but not in College Navigator.

Student Categories		July 1, 2024 – June 30, 2025	Academic Year 2024-25	Academic Year 2024-25
		Number of students	Federal Pell grants	Federal Student Loans
		Col. 1	Col. 2	Col. 3
01	All undergraduates	96		
01a	Number of students awarded aid		58	60
01b	Percentage awarded aid		60	63
01c	Total amount of aid awarded		235,074	409,432
01d	Average amount of aid awarded		4,053	6,824
02	All degree/certificate seeking undergraduate students	96		
02a	Number of students awarded aid		58	60
02b	Percentage awarded aid		60	63
02c	Total amount of aid awarded		235,074	409,432
01d	Average amount of aid awarded		4,053	6,824
03	Full-time, first-time degree/certificate seeking undergraduate students	6		
03a	Number of students awarded aid		4	2
03b	Percentage awarded aid		67	33
03c	Total amount of aid awarded		22,160	9,731
03d	Average amount of aid awarded		5,540	4,866
04	All other degree/certificate seeking undergraduate students	90		
04a	Number of students awarded aid		54	58
04b	Percentage awarded aid		60	64
04c	Total amount of aid awarded		212,914	399,701
04d	Average amount of aid awarded		3,943	6,891
05	All non-degree/non-certificate-seeking undergraduate students	0		
05a	Number of students awarded aid		0	0
05b	Percentage awarded aid			
05c	Total amount of aid awarded		0	0
05d	Average amount of aid awarded			

Section 2: Military Servicemembers and Veteran's Benefits - Undergraduate and Graduate Students

Section 2: Screening Question

1. Did your institution participate in the U.S. Department of Veterans Affairs Post-9/11 GI Bill or U.S. Department of Defense Military Tuition Assistance benefit programs during the 2024-25 award period? (You are required to complete Section 2 of the SFA Survey if you answer "Yes" to this screening question.)?

- No
- Yes, please check all programs available to students at your institution.
 - U.S. Department of Veterans Affairs Post-9/11 GI Bill
 - U.S. Department of Defense Military Tuition Assistance

Section 2: Military Servicemembers and Veteran's Benefits - Undergraduate and Graduate Students

Section 2: Military Servicemembers and Veteran's Benefits - Undergraduate and Graduate Students

Instructions:


- Report for **Post-9/11 GI Bill Benefits**: July 1, 2024 - June 30, 2025.
- Report for **Department of Defense Tuition Assistance Program**: October 1, 2024 - September 30, 2025
- Information for **ALL programs** offered by the institution.

Reporting Reminders:

- Report student counts and total benefit amounts disbursed known to the institution for the U.S. Department of Veteran's Affairs Post-9/11 GI Bill Program.
- Report student counts and disbursed amounts received and disbursed by the institution for the U.S. Department of Defense Tuition Assistance Program.
- Report unduplicated student counts within a category (e.g., Post-9/11 GI Bill Benefits), however, a student can appear in both categories (i.e., a student can be counted as a Post-9/11 GI Bill Benefits recipient and a Department of Defense Tuition Assistance recipient).
- Student recipients can also include eligible dependents.
- A student may receive benefits at the undergraduate level and the graduate level during award period.
- Consult with your campus certifying official, who may not be in the student financial aid office.
- For Post-9/11 GI Bill Benefits, do not include the institutional or state matching share for aid provided through the Yellow Ribbon Program if your school participated.
- **Do not leave a cell blank.** Enter zero (0) if your institution did not have recipients for the financial assistance program or program level.

U.S. Department of Veterans Affairs Post-9/11 GI-Bill Benefits

Type of benefit/assistance	YOUR CURRENT YEAR DATA			YOUR PRIOR YEAR DATA
	Number of students disbursed benefits/assistance known to the institution	Total dollar amount of benefits/assistance disbursed known to institution	Average dollar amount of benefits/assistance disbursed known to institution	Average dollar amount of benefits/assistance disbursed known to institution
	Col 1	Col 2	Col 3	Col 4
<u>Post-9/11 GI Bill Benefits</u>				
01 Undergraduate students	<input type="text" value="4"/>	<input type="text" value="35,728"/>	<input checked="" type="checkbox"/> 8,932	12,208
02 Graduate students	<input type="text" value="2"/>	<input type="text" value="15,490"/>	7,745	6,208
03 Total	6	51,218	8,536	10,708

 You may use the box below to provide additional context for the data you have reported above. Context notes will be posted on the College Navigator website. Therefore, you should write all context notes using proper grammar (e.g., complete sentences with punctuation) and common language easily understood by students and parents (e.g., spell out acronyms).

Prepared by

Prepared by

Reporting Reminders:

- The name of the preparer is being collected so that we can follow up with the appropriate person in the event that there are questions concerning the data.
- The Keyholder will be copied on all email correspondence to other preparers.
- The time it took to prepare this component is being collected so that we can continue to improve our estimate of the reporting burden associated with IPEDS.
- Please include in your estimate the time it took for you to review instructions, query and search data sources, complete and review the component, and submit the data through the Data Collection System.
- Thank you for your assistance.

This survey component was prepared by:			
<input type="radio"/>	Keyholder	<input checked="" type="radio"/>	SFA Contact
<input type="radio"/>	Finance Contact	<input type="radio"/>	Other
	Name: <input type="text" value="Sergio Villoldo"/>		
	Email: <input type="text" value="svilloldo@pupr.edu"/>		

How many staff from your institution only were involved in the data collection and reporting process of this survey component?	
<input type="text" value="5.00"/>	Number of Staff (including yourself)

How many hours did you and others from your institution only spend on each of the steps below when responding to this survey component? <i>Exclude the hours spent collecting data for state and other reporting purposes.</i>				
Staff member	Collecting Data Needed	Revising Data to Match IPEDS Requirements	Entering Data	Revising and Locking Data
Your office	<input type="text"/> hours	<input type="text"/> hours	<input type="text"/> hours	<input type="text"/> hours
Other offices	<input type="text"/> hours	<input type="text"/> hours	<input type="text"/> hours	<input type="text"/> hours

Summary

Student Financial Aid Component Summary

The purpose of this summary is to provide you an opportunity to view some of the data that, when accepted through the IPEDS quality control process, will appear on the [College Navigator](#) website and/or your institution's Data Feedback Report (DFR). In addition, all data reported in IPEDS survey components become publicly available through the [IPEDS Use the Data](#) and appear as aggregated statistics in various Department of Education reports. [College Navigator](#) is updated approximately three months after the data collection period closes and DFRs will be available through the [IPEDS Use the Data](#).

Please review your data for accuracy. If you have questions about the data displayed below or after reviewing the data reported on the survey screens, please contact the IPEDS Help Desk at: 1-877-225-2568 or ipedshelp@rti.org.

GENERAL INFORMATION	
Reporter Type	Academic
Calendar System	Trimester
Award Levels Offered	Bachelor's degree Master's degree Full-time Undergraduate
Levels of Enrollment Offered	Full-time First-time, degree/certificate-seeking Undergraduate Full-time Graduate (not including doctor's professional) Part-time Undergraduate Part-time First-time, degree/certificate-seeking Undergraduate Part-time Graduate (not including doctor's professional)
System	Polytechnic University

Financial Aid Information Summary				
		July 1, 2024 – June 30, 2025	Academic Year 2024-25	Academic Year 2024-25
		Number of students	Federal Pell grants	Federal Student Loans
01	All undergraduates	96		
01a	Number of students awarded aid		58	60
01b	Percentage awarded aid		60	63
01c	Total amount of aid awarded		235,074	409,432
01d	Average amount of aid awarded		4,053	6,824
02	All degree/certificate seeking undergraduate students	96		
02a	Number of students awarded aid		58	60
02b	Percentage awarded aid		60	63
02c	Total amount of aid awarded		235,074	409,432
02d	Average amount of aid awarded		4,053	6,824
03	Full-time, first-time degree/certificate seeking undergraduate students	6		
03a	Number of students awarded aid		4	2
03b	Percentage awarded aid		67	33
03c	Total amount of aid awarded		22,160	9,731
03d	Average amount of aid awarded		5,540	4,866
04	All other degree/certificate seeking undergraduate students	90		
04a	Number of students awarded aid		54	58
04b	Percentage awarded aid		60	64
04c	Total amount of aid awarded		212,914	399,701
04d	Average amount of aid awarded		3,943	6,891
05	All non-degree/non-certificate-seeking undergraduate students	0		
05a	Number of students awarded aid		0	0
05b	Percentage awarded aid			
05c	Total amount of aid awarded		0	0

05d	Average amount of aid awarded			
-----	-------------------------------	--	--	--

Military Service Members and Veteran's Benefits		
Type of benefit/assistance	Number of students receiving benefits/assistance	Total dollar amount of benefits/assistance disbursed through the institution
<u>Post-9/11 GI Bill Benefits</u>		
Undergraduate students	4	35,728
Graduate students	2	15,490
Total	6	51,218
<u>Department of Defense Tuition Assistance Program</u>		
Undergraduate students		
Graduate students		
Total	0	0

Edit Report

Student Financial Aid

Source	Description	Severity	Resolved	Options
Screen: Section 1 - Student Financial Aid - Part E - Full-time, First-time Undergraduate Students				
Screen Entry	The number of FTFT Undergraduate students who were awarded this type of aid is expected to be greater than zero for this type of institution. Please correct your data or explain. (Error #7316)	Explanation	Yes	
Reason	There were not students awarded institutional aid for this survey period.			
Screen: Section 2: Military Servicemembers and Veteran's Benefits - Undergraduate and Graduate Students				
Screen Entry	This value is out of range compared to the prior year amount. Please correct your data or explain. (Error #7265)	Explanation	Yes	
Reason	Less academic load with the benefit of military servicemember and veteran's benefits.			